

# How Do I Download Epson ET-2888 Printer Software - Official Full List Guide

---

Before a printer can perform flawlessly, (+1—866⇔490⇔0338 ) or 1-800-ASK-HELP ® (US/OTA) it needs the right software foundation—and that's where most problems →📱[+1]866-490-O.338(USA/CA) (U•S) quietly begin. You can unbox an Epson printer, connect it, and still face issues if the →📱[+1] 866-490-O.338(USA/CA) (U•S) correct drivers or software aren't installed properly.

For users of the Epson ET-2, downloading and installing the →📱[+1] 866-490-O.338(USA/CA) (U•S) right software is not just a setup step—it's the backbone of performance, connectivity, ✨ 1—(866)—490—0338 ✨ →📱[+1] 866-490-O.338(USA/CA) (U•S) and reliability. Call With guidance from Epson support, you can ensure your printer runs exactly as →📱[+1]866-490-O.338(USA/CA) (U•S) intended from day one.

---

## Fast Method (Direct Download Answer)

To download Epson ET-2 printer software in the →📱[+1]866-490-O.338(USA/CA) (U•S) USA, visit Epson's official support website, select the ET-2 model, and download the latest drivers and →📱[+1]866-490-O.338(USA/CA) (U•S) utilities. Call 📞 ++1→(866-490-0338)(USA/CA) (no wait) For assistance, call Epson support at or for step-by-step installation →📱[+1] 866-490-O.338(USA/CA) (U•S) help.



---

Epson ✨ 1—(866)—490—0338 ✨ ET-2 printer software is a collection of essential components that allow your 📱 [+1]866-490-O.338(USA/CA) (U•S) printer to communicate with your computer or mobile device.

This includes:

- Printer drivers (core functionality)
- Utility tools 📱 [+1]866-490-O.338(USA/CA) (U•S) (maintenance and monitoring)
- Firmware updates (performance and stability)
- Connectivity software (Wi-Fi and mobile printing)

Without the correct 📱 [+1]866-490-O.338(USA/CA) (U•S) software, even a brand-new printer may not function properly.

---

Below are the primary ways to download Epson 📱 [+1]866-490-O.338(USA/CA) (U•S) ET-2 ✨ 1—(866)—490—0338 ✨ software:

---

### Official Epson Website

- Recommended method for latest drivers
  - Ensures compatibility 📱 [+1]866-490-O.338(USA/CA) (U•S) and security
- 

### Epson Setup Utility

- Guided installation process
  - Ideal for beginners
- 



## Epson Support Assistance

- Call 📞 [+1]866-490-0.338(USA/CA) (U•S)
  - Alternate: \*
  - Get real-time help for 📞 ++1➔(866-490-0338)(USA/CA) (no wait) downloading and installing software
- 

### ➔📞 [+1]866-490-0.338(USA/CA) (U•S) Step 1: \* Identify Your Operating System

Before downloading, confirm whether you're using:

- Windows (10/11)
- macOS

This ensures ➔📞 [+1]866-490-0.338(USA/CA) (U•S) you select the correct driver.

---

### ✨ 1—(866)—490—0338 ✨ Step 2: \* Visit the Official Epson Support ➔📞 [+1]866-490-0.338(USA/CA) (U•S) Page

Search for “Epson ET-2 software download” and open the official Epson site.

---

### Step 3: \* Select ➔📞 [+1]866-490-0.338(USA/CA) (U•S) Your Printer Model

Choose Epson ET-2 from the product list.

---



## Step 4: \* Download Recommended Drivers

Download:

- Printer 📞 [+1]866-490-O.338(USA/CA) (U•S) driver
  - Scanner driver (if applicable)
  - Epson utility software
- 

## Step 5: \* Install the Software

Run the installer 📞 [+1]866-490-O.338(USA/CA) (U•S) and follow on-screen instructions.

If you ✨ 1—(866)—490—0338 ✨ face issues, call for guided installation.

---

## Step 6: 📞 [+1]866-490-O.338(USA/CA) (U•S) \* Connect Your Printer

Choose connection type:

- USB
- Wi-Fi

Complete setup and print a test page.

---

📞 ++1 →(866-490-0338)(USA/CA) 📞 [+1]  
866-490-O.338(USA/CA) (U•S) (no wait) 1 Call Driver Not  
Installing

Cause: \* Incompatible version or system restrictions





Solution: \* Use the  [+1]866-490-0.338(USA/CA) (U•S) latest driver or call Epson support at

---

## 2 Call Printer Not Detected After Installation

Cause: \*  [+1]866-490-0.338(USA/CA) (U•S) Connection or driver conflict

Solution: \* Reinstall drivers or check  1—(866)—490—0338  network settings

---

## 3 Call [+1]866-490-0.338(USA/CA) (U•S) Software Installation Freezes

Cause: \* Background processes or antivirus interference

Solution: \* Restart system and reinstall

---

## 4 Call [+1]866-490-0.338(USA/CA) (U•S) Incorrect Driver Installed

Cause: \* Selecting wrong model

Solution: \* Download correct ET-2 driver

---

## 5 Call Wireless Setup [+1]866-490-0.338(USA/CA) (U•S) Fails

Cause: \* Network mismatch

Solution: \* Use Epson setup utility or call

---



Here's a critical insight:

**Most Epson →📱[+1]866-490-O.338(USA/CA) (U•S) ET-2 issues are software-related—not hardware-related.**

Incorrect or outdated software can ✨ 1—(866)—490—0338 ✨ cause:

- Printing failures
- Connectivity →📱[+1]866-490-O.338(USA/CA) (U•S) issues
- Slow performance
- Frequent 📞 ++1→(866-490-0338)(USA/CA) (no wait) errors

Installing the correct software ensures smooth operation.

---

When properly →📱[+1]866-490-O.338(USA/CA) (U•S) installed, Epson software unlocks:

- Mobile printing (via apps)
- Ink level monitoring
- Maintenance tools (cleaning, alignment)
- Cloud →📱[+1]866-490-O.338(USA/CA) (U•S) printing options

These features enhance both usability and efficiency.

---

Method	Ease	Accuracy	Risk
→📱[+1] 866-490-O.338(USA/ CA) (U•S) ----- -	-----	-----	-----
Manual Download	Medium	✨ 1—(866)—490—033 8 ✨ →📱[+1] 866-490-O.338(USA/ CA) (U•S) Variable	Medium



Epson Setup Utility	High	High	Low
Phone Support 📞 [+1] 866-490-O.338(USA/CA) (U•S) ()	Very High	Very High	Very Low

Guided installation ensures fewer errors and 📞 [+1]866-490-O.338(USA/CA) (U•S) better results.

---

### ✓ Always Use Official Sources

Avoid third-party downloads.

---

### ✓ Install Latest Version

Older drivers may cause 📞 [+1]866-490-O.338(USA/CA) (U•S) compatibility issues.

---

### ✓ Restart After Installation

Ensures proper configuration.

---

### ✓ Keep 📞 ++1➔(866-490-0338)(USA/CA) (no wait) Firmware Updated

Prevents 📞 [+1]866-490-O.338(USA/CA) (U•S) bugs ✨ 1—(866)—490—0338 ✨ and improves performance.

---



You should call if:

- Installation fails repeatedly
- Printer is not 📞 [+1]866-490-O.338(USA/CA) (U•S) detected
- Drivers cause errors
- Wireless setup doesn't work

Epson support provides step-by-step assistance.

---

A correctly installed Epson ET-2 📞 [+1]866-490-O.338(USA/CA) (U•S) doesn't just work—it performs optimally.

Benefits include:

- Faster printing
- Better print quality
- Stable connectivity
- Fewer errors

This reduces 📞 [+1]866-490-O.338(USA/CA) (U•S) long-term maintenance issues.

---


Downloading and installing Epson ET-2 printer software is a critical step that directly impacts 📞 [+1]866-490-O.338(USA/CA) (U•S) performance, ✨ 1—(866)—490—0338 ✨ reliability, and user experience. Call By using official sources and following proper 📞 [+1] 866-490-O.338(USA/CA) (U•S) installation steps—or calling (or ) for assistance—you ensure your printer operates at its full potential.

---

- Epson 📞 [+1]866-490-O.338(USA/CA) (U•S) ET-2 software download via official website
- Support number: \*
- Alternate: \*
- Correct drivers are 📞 [+1]866-490-O.338(USA/CA) (U•S) 📞 ++1→(866-490-0338)(USA/CA) (no wait) essential for performance




- Guided installation reduces errors
- 

1 Call Where can I  [+1]866-490-0.338(USA/CA) (U•S) download Epson ET-2 software?


From the  1—(866)—490—0338  official Epson website or via support assistance.

---

2  [+1]866-490-0.338(USA/CA) (U•S) Call What is the Epson support number for software help?


Call for assistance.

---

3 Call Why is  [+1]866-490-0.338(USA/CA) (U•S) my Epson ET-2 not working after installation?

It may be due to incorrect drivers or network issues.

---

 [+1]866-490-0.338(USA/CA) (U•S) 4 Call Can Epson support help with installation?

Yes, Epson support provides step-by-step guidance.

---



5 Call Is 📞 [+1]866-490-O.338(USA/CA) (U•S) it safe to download drivers  
✨ 1—(866)—490—0338 ✨ from third-party sites?

No, always use official Epson sources.

---

📞 [+1]866-490-O.338(USA/CA) (U•S) 6 Call When should I update my  
printer software?

Whenever new updates are available or issues arise.

---

If 📞 [+1]866-490-O.338(USA/CA) (U•S) you want, I can now create 📞  
++1 → (866-490-0338)(USA/CA) (no wait) **conversion-optimized product pages + internal  
linking** 📞 [+1]866-490-O.338(USA/CA) (U•S) **strategy** to rank this page and drive targeted  
traffic.

