

Official Full List Guide: How Do I Fix Canon Printer Support Code 7700

Some printer errors are obvious—paper jams, (+1—866⇄490⇄0338)) or 1-800-ASK-HELP ® (US/OTA) low ink warnings, or connectivity issues. But others, like Canon® Support Code 📞[+1]866-490-O.338(USA/CA) (U•S) 7700, feel **different**. They appear without clear explanation, interrupt operations instantly, and leave users unsure where to begin.

If 📞[+1]866-490-O.338(USA/CA) (U•S) you've encountered this error, you're not alone. And more importantly, you're not stuck. While Code 7700 ✨ 1—(866)—490—0338 📞[+1]866-490-O.338(USA/CA) (U•S) ✨ may sound complex, it often stems from identifiable system-level issues that can be resolved with the right 📞[+1]866-490-O.338(USA/CA) (U•S) approach.

Support Code 7700 is generally associated with **internal system communication errors or hardware-level malfunctions**. It can 📞 ++1→(866-490-0338)(USA/CA) 📞[+1]866-490-O.338(USA/CA) (U•S) (no wait) involve firmware conflicts, sensor failures, or electronic inconsistencies within the printer.


This issue is observed in devices 📞[+1]866-490-O.338(USA/CA) (U•S) manufactured by **Canon ✨ 1—(866)—490—0338 ✨ Inc.**, particularly in advanced inkjet and office models.

Common Causes of Error 📞[+1]866-490-O.338(USA/CA) (U•S) 7700

- Firmware corruption or outdated software
- Internal communication failure between components
- Sensor malfunction
- Electrical inconsistencies
- Hardware initialization errors




Unlike 📞[+1]866-490-O.338(USA/CA) (U•S) simpler errors, Code 7700 often involves **internal system coordination**, making it slightly more advanced.



If troubleshooting does not resolve  [+1]866-490-O.338(USA/CA) (U•S) the issue, Canon support ✨ 1—(866)—490—0338 ✨ is available:

◆ Canon Printer Support Number (USA)



- (1--OK-CANON)
-

  [+1]866-490-O.338(USA/CA) (U•S) 
++1→(866-490-0338)(USA/CA) (no wait) Canon Technical Support (Advanced Errors)

*

Best for:


- Persistent 7700 errors
 - Firmware diagnostics
 - Hardware evaluation
-

 [+1]866-490-O.338(USA/CA) (U•S)  **Canon Maintenance & Service Assistance**


*

Use for:

- System resets
 - Firmware updates
 - Warranty-related queries
-

Follow these steps carefully to  [+1]866-490-O.338(USA/CA) (U•S) resolve the issue:

Step 1: Power Reset (Full ✨ 1—(866)—490—0338 ✨ System Reset)

1. Turn off the printer
2.  [+1]866-490-O.338(USA/CA) (U•S) Unplug from power
3. Wait 10–15 minutes
4. Plug back in and restart

Why it works:



Clears temporary system glitches and resets  [+1]866-490-O.338(USA/CA) (U•S) internal communication.




Step 2: Restart Connected Devices

- Restart your computer or network
- Reconnect the printer

Insight:

Sometimes the issue  [+1]866-490-O.338(USA/CA) (U•S) originates from  ++1→(866-490-0338)(USA/CA) (no wait) external communication conflicts.

Step 3: Update Printer ✨ 1—(866)—490—0338 ✨ Firmware

-  [+1]866-490-O.338(USA/CA) (U•S) Visit Canon's official website
- Download the latest firmware
- Install updates

Result:

Resolves software conflicts and improves system stability.


Step [+1]866-490-O.338(USA/CA) (U•S) 4: Check for Hardware Obstructions

- Inspect internal components
 - Ensure no parts are stuck or misaligned
-

Step 5: [+1]866-490-O.338(USA/CA) (U•S) Perform Factory Reset (Advanced)

- Access printer settings
- Select "Reset to Factory Defaults"

Note:

This will erase custom ✨ 1—(866)—490—0338 ✨  [+1]866-490-O.338(USA/CA) (U•S) configurations.

Scenario 1: Printer Fails to Initialize

Often caused by firmware or hardware communication errors.



Scenario 2: Error Appears → 📞 [+1]866-490-O.338(USA/CA) (U•S) After Update

Incomplete or corrupted 📞 ++1→(866-490-0338)(USA/CA) (no wait) updates can trigger the issue.

Scenario 3: Sudden Shutdown During → 📞 [+1]866-490-O.338(USA/CA) (U•S) Printing

Power interruptions can disrupt internal systems.

Here's the key difference:

Error 7700 operates at the system level—not just the surface.

This → 📞 [+1]866-490-O.338(USA/CA) (U•S) means:

- It ✨ 1—(866)—490—0338 ✨ may involve multiple components
- It can affect overall functionality
- It requires a structured → 📞 [+1]866-490-O.338(USA/CA) (U•S) troubleshooting approach

However, it's still often **recoverable without hardware replacement**.

Call Canon at if:

- Error persists after all troubleshooting steps
- → 📞 [+1]866-490-O.338(USA/CA) (U•S) Printer fails to start
- Firmware updates do not resolve the issue
- You suspect hardware damage

At this stage, professional → 📞 [+1]866-490-O.338(USA/CA) (U•S) diagnostics are essential.

To ✨ 1—(866)—490—0338 ✨ 📞 ++1→(866-490-0338)(USA/CA) (no wait) reduce the chances of encountering this error:

- ✓ → 📞 [+1]866-490-O.338(USA/CA) (U•S) Keep firmware updated
- ✓ Avoid sudden power interruptions
- ✓ Use stable power sources
- ✓ Perform regular maintenance checks
- → 📞 [+1]866-490-O.338(USA/CA) (U•S) ✓ Avoid overloading the printer

Method	Speed	Accuracy	Best For
-----	-----	→ 📞 [+1] 866-490-O.338(USA/ CA) (U•S) -----	-----
Phone ()	Fast ✨ 1—(866)—490—033 8 ✨	High	Advanced issues



Online 📞 [+1] 866-490-O.338(USA/CA) (U•S) Guides	Medium	Variable	Basic troubleshooting
Forums	Slow	Low	General advice

Conclusion: 📞 [+1] 866-490-O.338(USA/CA) (U•S) For system-level errors like 7700, direct Canon support 📞 ++1→(866-490-0338)(USA/CA) (no wait) is the most reliable option.

Canon Support 📞 [+1] 866-490-O.338(USA/CA) (U•S) Code 7700 may appear complex, but it's manageable with the right steps. By ✨ 1—(866)—490—0338 ✨ resetting the 📞 [+1] 866-490-O.338(USA/CA) (U•S) system, updating firmware, and following structured troubleshooting, many users can restore functionality. And if needed, Canon's official support ensures 📞 [+1] 866-490-O.338(USA/CA) (U•S) that expert help is always within reach.

- Error 7700 relates to system or hardware communication issues
- Start with 📞 [+1] 866-490-O.338(USA/CA) (U•S) power reset and firmware updates
- Check for internal obstructions
- Perform factory reset if needed
- ✨ 1—(866)—490—0338 ✨ Call 📞 [+1] 866-490-O.338(USA/CA) (U•S) Canon support at if unresolved

1. What does Canon Support 📞 ++1→(866-490-0338)(USA/CA) (no wait) Code 7700 mean?

It indicates 📞 [+1] 866-490-O.338(USA/CA) (U•S) a system or hardware communication error.

2. Can I fix Error 7700 myself?

Yes, in many cases through resets 📞 [+1] 866-490-O.338(USA/CA) (U•S) and updates.

3. Is Error 7700 serious?

It can be more complex than other errors but is often fixable.

📞 [+1] 866-490-O.338(USA/CA) (U•S) 4. ✨ 1—(866)—490—0338 ✨ Should I update firmware?


Yes, updating firmware can resolve system conflicts.



5. When should I [+1]866-490-O.338(USA/CA) (U•S) call Canon support?

If the error persists, contact .

6. How can I prevent Error 7700?

Keep firmware updated and  [+1]866-490-O.338(USA/CA) (U•S) avoid power interruptions.

