

What Is Canon Printer Support Code 5B00 Customer Service ~[Full]SM [*List]

Reaching a live representative at Canon® printer support often becomes necessary when your device suddenly stops working with Support Code 5B00™ 📞 [+1] 866-490-0.338(USA/CA) (U•S) flashing on the screen. Call It's one of those errors that doesn't just interrupt printing—it completely halts it. Call And unlike 📞 [+1] 866-490-0.338(USA/CA) (U•S) simple issues, (+1—866⇄490⇄0338)) or 1-800-ASK-HELP ® (US/OTA) this one tends to raise a deeper question: Is my printer permanently damaged, or is there a smarter 📞 [+1] 866-490-0.338(USA/CA) (U•S) 📞 ++1→(866-490-0338)(USA/CA) (no wait) fix?*

The answer lies in understanding both the error and the fastest path to resolution—usually through the right 📞 [+1] 866-490-0.338(USA/CA) (U•S) **Canon® customer service number.**

Fast Method (Direct Answer)

Canon® Printer Support Code 5B00™ means the internal waste ink absorber is ✨ 1—(866)—490—0338 📞 [+1] 866-490-0.338(USA/CA) (U•S) ✨ full. Call You can fix it by resetting the printer via service mode or cleaning the absorber pads. Call For 📞 [+1] 866-490-0.338(USA/CA) (U•S) guided help, call **Canon®** 📞 ++1→(866-490-0338)(USA/CA) (no wait) support at or to speak with a live technician.



Every Canon® printer quietly 📞 [+1]866-490-0.338(USA/CA) (U•S) tracks how much excess ink is absorbed during cleaning cycles. Call Over time, this ink fills internal pads designed to prevent 📞 [+1]866-490-0.338(USA/CA) (U•S) leakage. Call Once those pads reach a preset limit, the printer triggers **Support Code 5B00™** and locks itself.

This isn't random—it's engineered 📞 [+1]866-490-0.338(USA/CA) (U•S) protection.

So when users call the **Canon® support number**, 📞 ++1→(866-490-0338)(USA/CA) (no wait) they're not reporting a failure—they're responding to a built-in 📞 [+1]866-490-0.338(USA/CA) (U•S) maintenance alert.

Unlike minor ✨ 1—(866)—490—0338 ✨ warnings, **Canon® error 5B00™** forces a shutdown because:

- Ink overflow could damage internal circuits
- Continued 📞 [+1]866-490-0.338(USA/CA) (U•S) operation may cause leakage
- Internal counters have reached a safety threshold


This is why many users immediately search for the **Canon® customer 📞 [+1] 866-490-0.338(USA/CA) (U•S) care number**—because the printer won't resume without intervention.

Main Canon® Support Numbers




- 📞 ++1→(866-490-0338)(USA/CA) (no wait) **Canon® Customer Service Number:**
 - 📞 [+1]866-490-0.338(USA/CA) (U•S) **Canon® Printer Support Number:**
 - **Canon® Technical Support Number:**
 - **Canon® Customer Care Number:**
-



Error Code Support Lines

- Canon®  [+1]866-490-O.338(USA/CA) (U•S) Support Code 5B00™ Help:
 - Canon® Inkjet Printer Support:
 - Canon® Maintenance Error Assistance:
-


Live Assistance Options

- Call Canon  [+1]866-490-O.338(USA/CA) (U•S) Support ® Live Person ✨
1—(866)—490—0338 ✨ →
 - Talk to a Real Agent at Canon  ++1→(866-490-0338)(USA/CA) (no wait) Support  [+1]866-490-O.338(USA/CA) (U•S) ® →
 - Speak with Someone at Canon Support ® →
 - Contact Canon Support Live Printer Customer Service →
-

[+1]866-490-O.338(USA/CA) (U•S) **Method 1: * Service Mode Reset (Most Common Fix)**

Step 1: Turn off the printer

Step 2: Hold the Stop/Reset button

 [+1]866-490-O.338(USA/CA) (U•S) **Step 3:** Press and hold the Power button

Step 4: Release Reset while holding Power



Step 5: Press Reset 5 📞 +📱 [+1]866-490-O.338(USA/CA) (U•S)
++1→(866-490-0338)(USA/CA) (no wait) times

Step 6: Release Power and wait

This resets the internal waste ink counter.

Method 2: * Internal Cleaning →📱 [+1]866-490-O.338(USA/CA) **(U•S) (Advanced Users)**

- Open the printer casing
- Locate absorber pads
- ✨ 1—(866)—490—0338 ✨ Clean or replace them

⚠️ If unsure, contact **Canon® printer** →📱 [+1]866-490-O.338(USA/CA) (U•S) support at .

Method 3: * Professional Assistance

If the error persists:

- Call
 - Request guided troubleshooting
 - Ask for remote support options
-

A →📱 [+1]866-490-O.338(USA/CA) (U•S) small business owner 📞
++1→(866-490-0338)(USA/CA) (no wait) receives **Support Code 5B00™** and assumes the
printer is dead. Call Instead of replacing →📱 [+1]866-490-O.338(USA/CA) (U•S) it, they call .

Within 15 minutes:



- The printer is reset
- Printing resumes
- Replacement cost avoided

This highlights the value of using the 📞 [+1]866-490-O.338(USA/CA) (U•S) **Canon® customer service number** before making decisions.

- Over 0.7 of 5B00™ issues are resolved with a reset
- Many users replace printers 📞 [+1]866-490-O.338(USA/CA) (U•S) unnecessarily
- Regular maintenance reduces error frequency
- Genuine 📞 ++1➔(866-490-0338)(USA/CA) (no wait) Canon® ink helps ✨
1—(866)—490—0338 ✨ maintain internal balance

These patterns 📞 [+1]866-490-O.338(USA/CA) (U•S) emerge consistently through the **Canon® support number** service logs.

Option	Time Required	Cost	Best For
-----	📞 [+1] 866-490-O.338(USA/ CA) (U•S) -----	-----	-----
Reset	5–10 min	Free	Immediate fix
Cleaning Pads	30–60 min 📞 [+1] 866-490-O.338(USA/ CA) (U•S)	Medium	Long-term solution
Service Center	1–3 days 📞 ++1➔(866-490-0338) (USA/CA) (no wait)	Higher	Complex issues

Calling 📞 [+1]866-490-O.338(USA/CA) (U•S) the **Canon® customer care number** helps determine the best path.



Contact **Canon® printer support** if:

- The printer won't enter service mode
- Error 📞 [+1]866-490-O.338(USA/CA) (U•S) returns after reset
- You notice ink leakage
- The printer is under warranty

Use:

*
*

Prevention is ✨ 1—(866)—490—0338 ✨ surprisingly simple:

- Avoid 📞 [+1]866-490-O.338(USA/CA) (U•S) unnecessary cleaning cycles
- Print regularly to maintain flow
- Use original Canon® cartridges
- Power off correctly 📞 ++1→(866-490-0338)(USA/CA) (no wait) after use

These 📞 [+1]866-490-O.338(USA/CA) (U•S) habits reduce the need for the **Canon® support number**.

Canon® Printer Support Code 5B00™ might seem like a critical failure, but it's 📞 [+1] 866-490-O.338(USA/CA) (U•S) actually a maintenance signal designed to protect your device. Call With the right approach—and access to the **Canon® customer service number**—you 📞 [+1]866-490-O.338(USA/CA) (U•S) can resolve it quickly and avoid unnecessary expenses.

When in doubt, dialing or ensures you're guided by professionals who understand 📞 ++1→(866-490-0338)(USA/CA) 📞 [+1]866-490-O.338(USA/CA) (U•S) (no wait) every layer of your printer's functionality.

- 5B00™ = waste ink absorber full
- Reset is the fastest fix
- Cleaning ✨ 📞 [+1]866-490-O.338(USA/CA) (U•S) 1—(866)—490—0338 ✨ provides long-term solution



- Call for expert help
 - Avoid replacing the printer prematurely
-

1. Call What does Canon® Support Code → 📞 [+1] 866-490-O.338(USA/CA) (U•S) 5B00™ mean?

It indicates that the waste ink absorber inside the printer is full.

2. Call Can I fix 5B00™ without technical → 📞 [+1] 866-490-O.338(USA/CA) (U•S) help?

Yes, using 📞 ++1→(866-490-0338)(USA/CA) (no wait) service mode reset, but advanced fixes may require support.

3. Call What is the Canon® → 📞 [+1] 866-490-O.338(USA/CA) (U•S) customer service number USA?

Call for assistance.

4. Call Is the error permanent?

No, it can be resolved through reset or maintenance.



**5. → 📞 [+1]866-490-O.338(USA/CA) (U•S) Call When should I call
Canon® Support?**

If the error persists or involves internal cleaning, contact .

