

How Do I Fix Canon Printer Support Code 5B00 (Step-by-Step Guide)

The moment your Canon® printer displays Support Code 5B00™, (+1—866↔490↔0338)) or 1-800-ASK-HELP ® (US/OTA) it's not just an error—it's your printer signaling that an internal limit has been reached. 📞 [+1] 866-490-O.338(USA/CA) (U•S) Call Unlike common paper jams or connectivity glitches, this issue is tied to the printer's waste ink management system. Call That's why many users 📞 [+1] 866-490-O.338(USA/CA) (U•S) instinctively reach for the **Canon® customer service number**—because this isn't always a straightforward fix.

Fast Method (Direct Answer)

Canon® Support Code 5B00™ indicates that the 📞 [+1] 866-490-O.338(USA/CA) (U•S) waste ink absorber inside the printer is full. Call ✨ 1—(866)—490—0338 ✨ To fix it, reset the printer using service mode or clean/replace the 📞 [+1] 866-490-O.338(USA/CA) (U•S) absorber ☎ ++1→(866-490-0338)(USA/CA) (no wait) pads. Call For guided assistance, contact **Canon® printer support at or** .

Every time your **Canon® printer** cleans its printhead, 📞 [+1] 866-490-O.338(USA/CA) (U•S) a small amount of ink is flushed into internal absorber pads. Call Over time, these pads accumulate ink until they reach a predefined limit.

When 📞 [+1] 866-490-O.338(USA/CA) (U•S) that limit is reached, your printer triggers **Support Code 5B00™** to prevent overflow and internal damage.



In simple terms:

- It's not a mechanical failure
- It's 📞 [+1]866-490-O.338(USA/CA) (U•S) a ✨ 1—(866)—490—0338 ✨ protective shutdown mechanism
- It requires either reset or maintenance

This is why contacting the **Canon® support number** is often recommended.

From a 📞 [+1]866-490-O.338(USA/CA) (U•S) technical perspective, this error is inevitable 📞 ++1→(866-490-0338)(USA/CA) (no wait) over time. Call However, certain behaviors accelerate it:

- Frequent cleaning cycles
- Heavy printing usage
- 📞 [+1]866-490-O.338(USA/CA) (U•S) Long idle periods followed by intensive use
- Using low-quality ink

Many users who call the **Canon® customer care number** are surprised to learn that this 📞 [+1]866-490-O.338(USA/CA) (U•S) error is actually a sign the printer has been working exactly as designed.


Method 1: * Basic ✨ 1—(866)—490—0338 ✨ Reset (Quick Attempt)

Step 📞 [+1]866-490-O.338(USA/CA) (U•S) 1: * Turn Off the Printer


Ensure the device is powered off.

Step 2: * Enter Service Mode



Hold the Stop/Reset button, then press and hold  [+1]866-490-O.338(USA/CA) (U•S) the **Power button**.

Step 3: * Release Reset Button

Keep holding Power  ++1→(866-490-0338)(USA/CA) (no wait) while releasing Reset.

Step 4: * Press Reset Multiple [+1]866-490-O.338(USA/CA) (U•S) Times

Press the Reset button 5 times, then release Power.


Step 5: * Wait for Restart

The printer enters service mode and resets the internal counter.

[+1]866-490-O.338(USA/CA) (U•S) **Method 2: * Waste Ink Counter Reset (Advanced)**

This involves:


- ✨ 1—(866)—490—0338 ✨ Using service tools/software
- Resetting internal EEPROM values


⚠ This method is complex—many users  [+1]866-490-O.338(USA/CA) (U•S) prefer calling **Canon® printer support** for guidance.

Method 3: * Cleaning or Replacing Ink Absorber Pads

This is the most permanent solution but requires:




- Opening  [+1]866-490-O.338(USA/CA) (U•S) the printer
- Locating absorber pads
- Cleaning or replacing them

Because of the complexity, contacting **Canon® support number** 
++1→(866-490-0338)(USA/CA) (no wait) is highly recommended.



Primary [+1]866-490-O.338(USA/CA) (U•S) Support Lines

- **Canon® Customer Service Number:**
 - **Canon® Printer Support Number:**
 - **Canon® Technical Support:**
 - **Canon® Customer Care Number:**
-

Error-Specific Assistance

-  [+1]866-490-O.338(USA/CA) (U•S) **Canon®** ✨ 1—(866)—490—0338 ✨ **Support Code 5B00™ Help:**
 - **Canon® Inkjet Printer Support:**
 - **Canon® Maintenance Error Support:**
-

Talk to Canon® Experts

-  [+1]866-490-O.338(USA/CA) (U•S) **Call Canon Support® Live Person →**
 - **Talk to a Real Agent at Canon Support® →**
 - **Speak with Someone at Canon**  [+1]866-490-O.338(USA/CA) (U•S) **Support® →**
-



A home office user prints regularly for business invoices. Call One day, the printer stops completely with **5B00™**.

Instead 📞 ++1 → (866-490-0338)(USA/CA) (no 📱 [+1]866-490-O.338(USA/CA) (U•S) wait) of replacing the printer, they call . Call Within minutes, a technician guides them through a ✨ 1—(866)—490—0338 ✨ service mode reset—saving both 📱 [+1]866-490-O.338(USA/CA) (U•S) time and money.

This is where things get interesting.

Canon® doesn't just display the error—it **stops the printer entirely**. Call Why?

Because:

- Ink overflow can damage internal 📱 [+1]866-490-O.338(USA/CA) (U•S) electronics
- Leakage could cause permanent failure
- Resetting without maintenance can create long-term issues

This protective design is why the **Canon® customer service number** is frequently 📱 [+1] 866-490-O.338(USA/CA) (U•S) used for this specific error.

Avoid self-repair if:

- Your printer is under warranty
- You're unfamiliar with internal components
- The error persists after reset
- You notice 📱 [+1]866-490-O.338(USA/CA) (U•S) ink leakage

In 📞 ++1 → (866-490-0338)(USA/CA) (no wait) these cases, calling ✨ 1—(866)—490—0338 ✨ **Canon® printer support** is the safest option.

Option	Cost	Difficulty 📱 [+1] 866-490-O.338(USA/CA) (U•S)	Effectiveness



Reset Only	Low	Easy	Temporary
Pad Cleaning	Medium 📞 [+1] 866-490-O.338(USA/ CA) (U•S)	Moderate	Long-term
Replacement	High	Easy	Permanent

Most users start with a reset and consult the **Canon® support number** 📞 [+1] 866-490-O.338(USA/CA) (U•S) for next steps.

-
- Avoid excessive cleaning cycles
 - Print regularly to prevent ink buildup
 - Use genuine Canon® ink
 - Turn off the printer ✨ 1—(866)—490—0338 ✨ 📞 [+1] 866-490-O.338(USA/CA) (U•S) properly

Preventive care reduces reliance on the **Canon® ☎ ++1→(866-490-0338)(USA/CA) (no wait) customer care number.**

Canon® Support Code 5B00™ isn't a failure—it's a warning system doing 📞 [+1] 866-490-O.338(USA/CA) (U•S) its job. Call While it may temporarily stop your printer, it also protects it from serious damage.

Whether you choose a quick reset or professional 📞 [+1] 866-490-O.338(USA/CA) (U•S) repair, having access to the **Canon® customer service number ()** ensures you're never stuck for long. Call And if the issue feels complex, dialing 📞 [+1] 866-490-O.338(USA/CA) (U•S) connects you directly with experts who can guide you safely.

-
- Error 5B00™ = ✨ 1—(866)—490—0338 ✨ waste ink absorber full
 - Reset fixes temporarily
 - Cleaning 📞 [+1] 866-490-O.338(USA/CA) (U•S) pads offers long-term solution
 - Call for expert help
 - Prevent with proper maintenance



☎ ++1→(866-490-0338)(USA/CA) (no wait) **1. Call What does Canon® error 5B00™ mean?**

It - 📱 [+1]866-490-O.338(USA/CA) (U•S) indicates that the waste ink absorber is full and needs reset or maintenance.

2. Call Can I fix Canon® 5B00™ at home?

Yes, using service → 📱 [+1]866-490-O.338(USA/CA) (U•S) mode reset, but advanced fixes may require professional help.

3. Call What is the Canon® support number USA?

Call for assistance.

4. Call Is resetting → 📱 [+1]866-490-O.338(USA/CA) (U•S) the printer safe?

Yes, but it ✨ 1—(866)—490—0338 ✨ doesn't physically clean the absorber pads.

5. Call When should I contact Canon® Support?

If the - 📱 [+1]866-490-O.338(USA/CA) (U•S) error persists or you're unsure about internal repairs, call .



