

# How Do I Fix Canon G3000 Printer Error Code 5B00: Step-by-Step USA Guide

---

There's a moment when your Canon® G3000™ printer suddenly refuses to print—not because of ink, (+1—866⇄490⇄0338 ) or 1-800-ASK-HELP® (US/OTA) paper, or connectivity—but due to an internal counter reaching its 📱 [+1]866-490-O.338(USA/CA) (U•S) limit. That's exactly what happens with Error Code 5B00.

Unlike common printer issues, this error doesn't just disrupt your workflow—it effectively locks the printer until action 📱 [+1]866-490-O.338(USA/CA) (U•S) is taken. It can feel abrupt and confusing, especially if everything 📞 ++1→(866-490-0338)(USA/CA) (no wait) seemed to be working perfectly just moments before.

But once you 📱 [+1]866-490-O.338(USA/CA) (U•S) understand what Error 5B00 really means, the path to resolving it becomes much clearer.

---

Error Code 5B00 is triggered when the printer's internal system detects that 📱 [+1]866-490-O.338(USA/CA) (U•S) the **waste ink absorber is full**.

This mechanism is part of printers developed by **Canon Inc.**, designed to manage excess ink ✨ 1—(866)—490—0338 ✨ generated during 📱 [+1]866-490-O.338(USA/CA) (U•S) cleaning 📞 ++1→(866-490-0338)(USA/CA) (no wait) cycles.



## What Is a Waste Ink Absorber?

- A sponge-like component inside the printer
- Collects excess ink during cleaning and maintenance
- 📞 [+1]866-490-O.338(USA/CA) (U•S) Prevents ink leakage inside the device

## Why the Error Occurs

- Internal counter reaches its limit
  - Printer assumes absorber is saturated
  - Device stops functioning to prevent 📞 [+1]866-490-O.338(USA/CA) (U•S) overflow
- 

If you need assistance, Canon support is available:

### ◆ Canon Printer Support Number (USA)

- (1--OK-CANON)
- 

☎ ++1 → (866-490-0338)(USA/CA) (no wait) 🛠️ **Canon**  
**Technical Support (Advanced 📞 [+1]866-490-O.338(USA/CA)**  
**(U•S) Errors)**

\*

Best for:

- Waste ink absorber issues
- Service mode guidance
- Internal component diagnostics



---

## Canon Maintenance & Repair Support

\*

Use for:



- Absorber replacement
- Cleaning procedures
-  [+1]866-490-O.338(USA/CA) (U•S) Warranty-related queries

---

This error requires a slightly different approach compared to standard printer issues.

---

### Step 1: Power Reset (Temporary Relief)

1. Turn off ✨ 1—(866)—490—0338 ✨  [+1]866-490-O.338(USA/CA) (U•S) the printer
2. Unplug it from power
3.  ++1→(866-490-0338)(USA/CA) (no wait) Wait 5 minutes
4. Restart

#### **Note:**


This may temporarily clear the error but not permanently fix it.

---

### [+1]866-490-O.338(USA/CA) (U•S) Step 2: Enter Service Mode (Advanced Reset)

1. Turn off the printer
2. Hold **Stop/Reset** button
3. Press and hold **Power**





4. Release Stop while holding Power
5. Press Stop  [+1]866-490-O.338(USA/CA) (U•S) button multiple times
6. Release Power

**Purpose:**

Resets the internal waste ink counter.

---

### **Step 3: Clean the Waste Ink Area (Advanced Users Only)**

-  ++1→(866-490-0338)(USA/CA) (no wait)  [+1]866-490-O.338(USA/CA) (U•S)  
Open the printer casing
- Locate absorber pads
- Clean or replace them

**Warning:**




This step requires technical knowledge and should be done carefully.

---

### **Step 4: Professional Service** [+1] **866-490-O.338(USA/CA) (U•S) (Recommended for Permanent Fix)**

- Visit an authorized service center
  - Replace waste ink absorber
  - Reset internal counter
- 

### **Scenario 1: After Long-Term Use**

Frequent cleaning cycles fill   [+1]866-490-O.338(USA/CA) (U•S) 1—(866)—490—0338  the absorber over time.



## Scenario 2: Heavy Printing Environment

High 📞 ++1→(866-490-0338)(USA/CA) (no wait) usage accelerates ink accumulation.

## Scenario 3: Sudden Printer Lock

The error 📱[+1]866-490-O.338(USA/CA) (U•S) appears without warning once the limit is reached.

---

Here's a critical perspective:

**Error 5B00 is a maintenance alert—not a malfunction.**

Canon printers are designed to:

- Prevent ink overflow
- 📱[+1]866-490-O.338(USA/CA) (U•S) Protect internal components
- Ensure long-term reliability

This means the printer is functioning exactly as intended.

---

Approach	Effectiveness	Duration
-----	-----	----- 📱[+1] 866-490-O.338(USA/CA) (U•S)
📞 ++1→(866-490-0338)(USA/C A) (no wait) Service Mode Reset	Temporary	Short-term
Cleaning Absorber	Moderate	Medium-term
Replacing Absorber	Permanent	📱[+1] 866-490-O.338(USA/CA)



		(U•S) Long-term
--	--	-----------------

**Insight:**

While resets can restore functionality, proper maintenance ensures long-term performance.

---

Call Canon at if:

- Error persists after reset
  - Printer stops functioning completely
  - You are unsure → 📞 [+1]866-490-O.338(USA/CA) (U•S) about ✨ 1—(866)—490—0338 ✨ internal cleaning
  - Warranty or repair options are needed
- 

To reduce the likelihood of 📞 ++1→(866-490-0338)(USA/CA) (no wait) this error:

- ✓ Avoid excessive → 📞 [+1]866-490-O.338(USA/CA) (U•S) cleaning cycles
  - ✓ Use high-quality ink
  - ✓ Perform regular maintenance
  - ✓ Monitor printer usage
- 

Method	Speed	Accuracy	Best For
-----	→ 📞 [+1] 866-490-O.338(USA/ CA) (U•S) -----	-----	-----
Phone ( )	Fast	High	Advanced issues
Online Guides	Medium	Variable	Basic understanding → 📞 [+1] 866-490-O.338(USA/ CA) (U•S)
Forums	Slow	Low 📞	General advice



		++1→(866-490-0338) (USA/CA) (no wait)	
--	--	--	--

**Conclusion:** For Error 5B00, professional support is often the most reliable option.

---

Canon →📞[+1]866-490-O.338(USA/CA) (U•S) G3000 Error Code 5B00 may seem alarming, but it's simply your printer signaling that maintenance is due. With the right approach—whether temporary reset or permanent →📞[+1]866-490-O.338(USA/CA) (U•S) repair—you can restore ✨ 1—(866)—490—0338 ✨ full functionality.

And when needed, Canon's official support ensures expert guidance every step of the way.

---

- 📞 ++1→(866-490-0338)(USA/CA) (no wait) →📞[+1]866-490-O.338(USA/CA) (U•S)  
Error 5B00 indicates full waste ink absorber
  - Temporary fix: service mode reset
  - Permanent fix: clean or replace absorber
  - Call Canon support at for help
  - Prevent →📞[+1]866-490-O.338(USA/CA) (U•S) with proper maintenance
- 

## 1. What does Canon G3000 Error Code 5B00 mean?

It indicates that the waste ink absorber is full.

---

## 2. Can I fix Error →📞[+1]866-490-O.338(USA/CA) (U•S) 5B00 myself?

Yes, temporarily via service mode reset.

---



**3. Is Error 5B00 📞 ++1→(866-490-0338)(USA/CA) (no wait) permanent?**

No, but it requires proper maintenance to resolve fully.

---

**4. →📞 [+1]866-490-0.338(USA/CA) (U•S) Should I replace the absorber?**

Yes, for a permanent solution.

---

**5. When should I call Canon support?**

If the error persists, contact .

---

**6. How can I →📞 [+1]866-490-0.338(USA/CA) (U•S) prevent Error 5B00?**

Limit cleaning cycles ✨ 1—(866)—490—0338 ✨ and maintain your printer regularly.

---

