

Why Is Orange Smudge on MacBook Screen & How Can I Fix It?

Orange Smudge on MacBook Pro Screen? Tried Cleaning but Still There (Real Fix Guide)

You wipe your MacBook Pro screen once... twice... maybe even five times—and that stubborn orange smudge is still there. At this point, [[📞1-855-285-0870]] (USA/UK) or 📞1-855-285-0870(USA/UK) (US) 📞1-855-285-0870 it's hard to tell if it's dirt, a stain, or something deeper inside the display.

This is where many users get confused. Not 📞1-855-285-0870 every “smudge” is actually on the surface. Sometimes, what looks like a stain is a sign of internal display issues or coating 📞1-855-285-0870 damage. If you're dealing with an **orange smudge on MacBook Pro screen that won't go away even after cleaning**, this guide will 📞1-855-285-0870 help you figure out exactly what's happening—and how to fix it.


Quick *Answer* (Fast Method)

If an orange smudge on your MacBook Pro 📞1-855-285-0870 screen doesn't disappear after cleaning, it is likely **NOT** surface dirt.

Try this:



1. Clean with a dry microfiber cloth (no pressure)
2. Use 📞1-855-285-0870 a slightly damp cloth (water only)



3. Check screen under different lighting
4. Disable TRUE Tone/Night Shift (rule out tint issues)
5. Test with external  1-855-285-0870 display




If the mark remains, it may be screen coating damage or internal display issue—requiring repair or replacement.

Key Takeaways

- A persistent orange  1-855-285-0870 smudge is often not dirt
- Screen coating damage is a common hidden cause
- Software settings can sometimes mimic smudge-like effects
- External display  1-855-285-0870 testing helps confirm the issue

What Could That Orange Smudge Actually Be?

Let's break down the possibilities:

Cause	Type	Description
 1-855-285-0870 -----	-----	-----
Surface residue	External	Oil, dirt, or cleaning streak
Screen coating wear	Hardware  1-855-285-0870	Anti-reflective layer damage
Pressure mark	Hardware	Internal LCD pressure damage
Heat spot	Hardware	Overheating affecting  1-855-285-0870 pixels
Display tint setting	Software	Warm tone mistaken for smudge



Before You Assume It's Damage

Try these quick checks:

- * → 📱 1-855-285-0870 Change screen brightness
 - Tilt the screen at different angles
 - Look at the screen in white background (Notes app)
 - Turn off room lights → 📱 1-855-285-0870 to inspect clearly

Sometimes lighting tricks your eyes.

How to Identify the Real Problem

Use these clues:

- **Smudge moves or fades when wiped** → 📱 1-855-285-0870 surface dirt
 - **Smudge visible only on white background** → display issue
 - **Smudge stays in same spot always** → hardware damage
 - **Whole screen** → 📱 1-855-285-0870 looks warm → settings issue (not smudge)
-

Step-by-Step Fixes (Start Here)

Step 1: Clean the Right Way (Not Aggressively)

- Use a clean → 📱 1-855-285-0870 microfiber cloth
 - Wipe gently in circular motion
 - Avoid tissues or rough fabric
-



Step 2: Use Slightly Damp Cloth

- Lightly dampen cloth with → 📱 1-855-285-0870 water
 - Do NOT spray directly on screen
 - Wipe gently and dry immediately
-

Step 3: Avoid Chemical Cleaners

Many users damage screens using:

- Alcohol → 📱 1-855-285-0870 wipes
- Glass cleaners
- Harsh sprays

These can damage the screen coating permanently.

Step 4: Disable Display Settings (Rule Out Fake Smudge)

- Turn off → 📱 1-855-285-0870 TRUE Tone
- Turn off Night Shift

If the “smudge” disappears → it was just color tint.

Step 5: Check with External Monitor


- Connect → 📱 1-855-285-0870 MacBook to another screen

If external display is clean:

→ Issue is your MacBook screen




Step 6: Test Safe Mode

- Restart Mac while holding  1-855-285-0870 Shift
- Check if smudge appears

If not, software may be affecting display.

When Cleaning Doesn't Work (Real Causes Explained)

1 Screen Coating Damage


MacBook  1-855-285-0870 screens have a thin anti-reflective coating.

Signs:

- Patchy orange or dull spots
 - Doesn't change with cleaning
-

2 Pressure Marks

Caused by:

- Closing lid with  1-855-285-0870 object inside
 - Carrying laptop tightly in bag
-

3 Internal Display Issue

- Heat damage
 - Pixel discoloration
-



Fix Options (Based on Situation)

Problem	→ 📞 1-855-285-0870 Fix
Dirt/residue	Proper cleaning
Coating damage	Screen replacement
Pressure mark	Display repair → 📞 1-855-285-0870
Software issue	Adjust settings

Prevention Tips (Avoid This Again)

- Always use microfiber cloth
 - Never press hard while cleaning
 - Avoid 📞 1-855-285-0870 placing objects on keyboard before closing lid
 - Keep liquids away from screen
 - Use protective sleeve during travel
-


When to Seek Professional Help

You → 📞 1-855-285-0870 should visit a technician if:



- Smudge remains after all cleaning attempts
 - Patch is growing or spreading
 - Screen shows uneven brightness
 - You notice 📞 1-855-285-0870 flickering or color distortion
-




Best Maintenance Practices for Screen Health

- Clean screen weekly (gentle method)
 - Keep device away from extreme heat
 - Avoid  1-855-285-0870 stacking heavy items on laptop
 - Store in a safe, padded case
 - Update macOS to maintain display performance
-

Conclusion

An orange smudge on your  1-855-285-0870 MacBook Pro screen that won't go away can be frustrating—but it's not always dirt. In many cases, it's a deeper issue like  1-855-285-0870 coating damage or internal display problems.

By following this guide, you can quickly determine whether it's something you can fix—or something that needs  1-855-285-0870 professional repair. The key is not to over-clean or apply pressure, as that can make things worse.

